

## OTi DALI 35/220-240/700 LT2 L G2

OPTOTRONIC Intelligent – DALI LEDset LT2 (SELV) | Linear constant current LED driver – Dimmable



### Product family features

- Line frequency: 0 Hz | 50 Hz | 60 Hz
- Versatile DALI window driver up to 80 W due to flexible output characteristic
- Supply voltage: 220...240 V
- Available with output current range: up to 2,100 mA
- Constant Lumen Output (CLO)
- Integrated customizable thermal management (Driver Guard)
- DALI-2 certified (Part -101,-102 and -207)

### Product family benefits

- Fully programmable via software (DALI Interface)
- Flexible current setting (LEDset2)
- Lifetime: up to 100,000 h (temperature at  $T_c = 65^\circ\text{C}$ , max. 10 % failure rate)
- High-quality dimming of 1...100 % by amplitude dimming (except 80 W versions)
- High quality of light thanks to <1% output ripple current
- Very high efficiency
- Very low standby power consumption: < 0.15 W \*
- Fulfill safety requirement due to overload, overtemperature, Hot Plug protection

### Areas of application

- Linear lighting for office, education, storage areas and retail
  - Installation in emergency lighting systems according to IEC 61347-2-13, appendix J
  - Suitable for luminaires of protection class I
- 

### Versatile scope of application due to OSRAM DALI Technology:

- Easy to use in corridors and restrooms because of three-level Corridor function
- Touch DIM® application: easy to control via pushbutton or sensor
- Energy efficient Touch DIM® operation due to automatic switch-off at sufficient residual light
- Suitable for emergency Installations (acc. to EN 60598-2-22 and IEC 61347-2-13, appendix J) thanks to DC detection (0 Hz, pulsating DC), on/off switchable
- Feedback of power consumption and operating hours (Fit for SMART GRID)
- Suitable for buildings according to EPBD/BREEAM/LEED due to automatic Constant Lumen Output setting
- Luminaire information for easy maintenance

## Technical data

### Electrical data

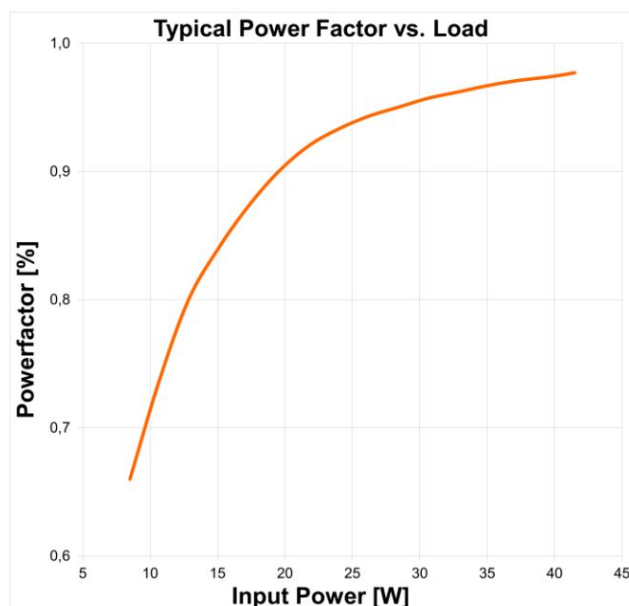
|  |                              |
|--|------------------------------|
| Max. ECG no. on circuit breaker 10 A (B) | 15                           |
| Max. ECG no. on circuit breaker 16 A (B) | 24                           |
| Maximum output power                     | 37 W                         |
| Nominal output current                   | 200...700 mA                 |
| Nominal output power                     | 4...37 W                     |
| Nominal output voltage                   | 15...54 V                    |
| Nominal input voltage                    | 220...240 V                  |
| Input voltage AC                         | 198...264 V                  |
| Input voltage DC                         | 176...276 V                  |
| Device power loss                        | 4.0 W                        |
| Efficiency in full-load                  | 90 % <sup>1)</sup>           |
| Inrush current                           | 20 A                         |
| Power factor $\lambda$                   | 0.45C...0.98                 |
| Mains frequency                          | 0/50/60 Hz                   |
| Surge capability (L-N)                   | 1 kV                         |
| Surge capability (L/N-Ground)            | 2 kV                         |
| U-OUT (working voltage)                  | < 60 V                       |
| Current set                              | DALI / LEDset / Programmable |
| Output current tolerance                 | $\pm 3$ % <sup>2)</sup>      |
| Output ripple current (100 Hz)           | < 1 %                        |
| Protective conductor current             | <0.5 mA                      |
| Total harmonic distortion                | < 15 %                       |
| Default output current                   | 100 mA <sup>3)</sup>         |

1) at 230 V, 50 Hz

2) When use DALI

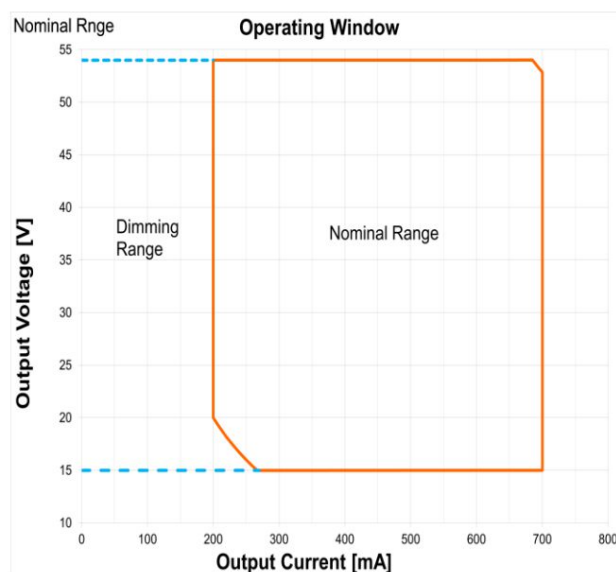
3) LEDset deactivated

## Typical Power Factor v Load



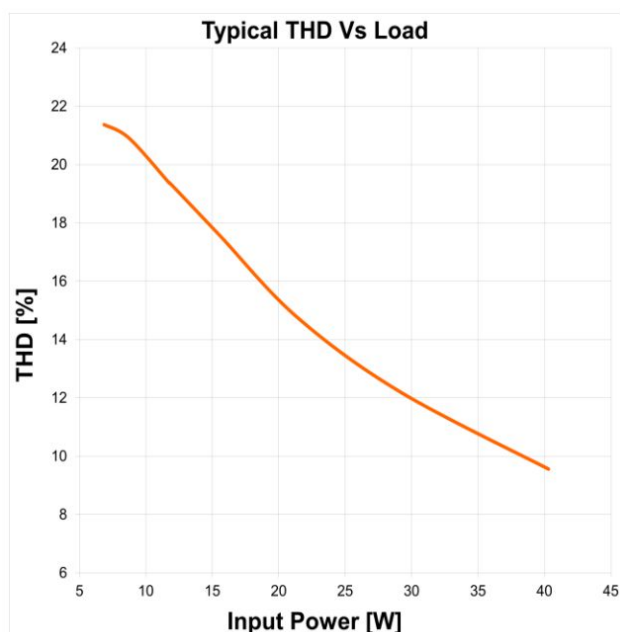
OTI DALI 35/220-240/700 LT2 L G2 Typical Power Factor vs. Load

## Operating Window



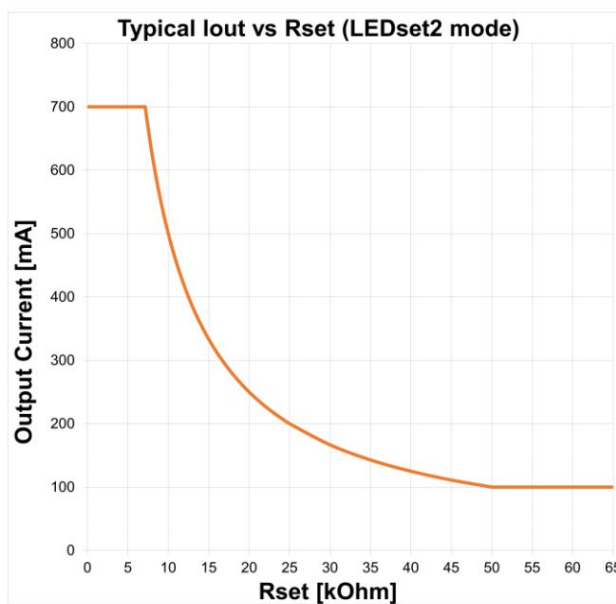
OTI DALI 35/220-240/700 LT2 L G2 Operating Window

## Typical THD v Load



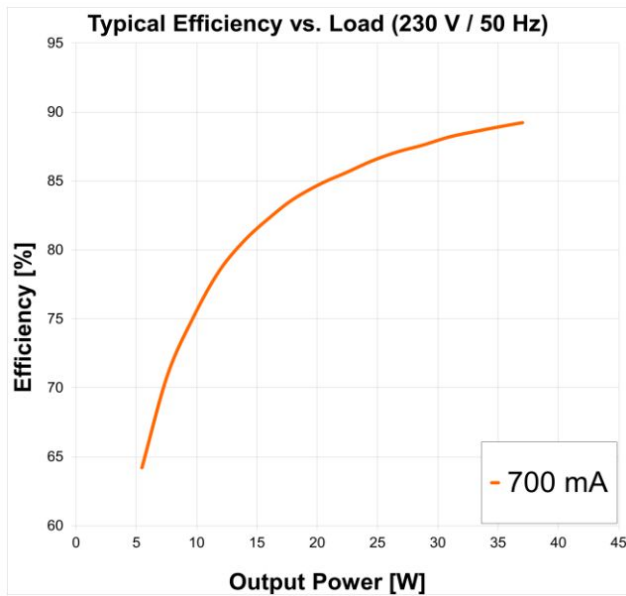
OTI DALI 35/220-240/700 LT2 L G2 Typical THD Vs Load

## Typical Iout v Rset LEDset2 mode



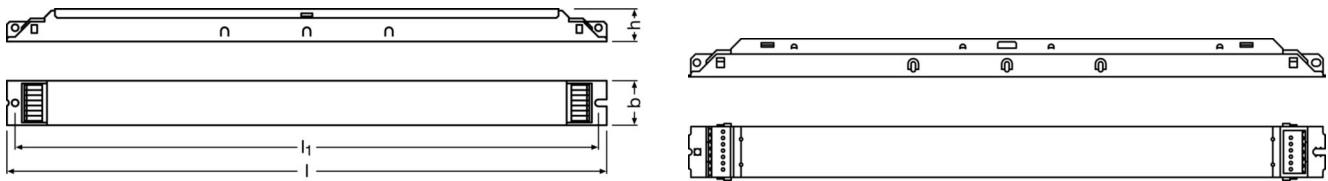
OTI DALI 35/220-240/700 LT2 L G2 Typical Iout vs Rset (LEDset2 mode)

## Typical Efficiency v Load 230 V 50 Hz



OTI DALI 35/220-240/700 LT2 L G2 Typical Efficiency vs. Load  
(230 V / 50 Hz)

## Dimensions & weight



|                                      |                           |
|--------------------------------------|---------------------------|
| Product weight                       | 240.00 g                  |
| Length                               | 360.0 mm                  |
| Height                               | 21.0 mm                   |
| Width                                | 30.0 mm                   |
| Cable cross-section, input side      | 0.5...1.5 mm <sup>2</sup> |
| Cable cross-section, output side     | 0.5...1.5 mm <sup>2</sup> |
| Mounting hole spacing, length        | 350.0 mm                  |
| Wire preparation length, input side  | 8.0...9.0 mm              |
| Wire preparation length, output side | 8.0...9.0 mm              |

## Colors & materials

|                 |       |
|-----------------|-------|
| Casing material | Metal |
|-----------------|-------|

## Temperatures & operating conditions

|  |                        |
|--|------------------------|
| Ambient temperature range                | -25...+60 °C           |
| Max.housing temperature in case of fault | 110 °C                 |
| Maximum temperature at tc test point     | 75 °C                  |
| Permitted rel. humidity during operation | 5...85 % <sup>1)</sup> |
| Temperature range at storage             | -40...+85 °C           |

1) Maximum 56 days/year at 85 %

## Lifespan

|              |                                  |
|--------------|----------------------------------|
| ECG lifetime | 50000 h / 100000 h <sup>1)</sup> |
|--------------|----------------------------------|

1) At maximum  $T_c = 75^\circ\text{C}$  / 10% failure rate / At  $T_c = 65^\circ\text{C}$  / 10% failure rate

## Additional product data

|                 |               |
|-----------------|---------------|
| Predecessor EAN | 4052899245389 |
|-----------------|---------------|

## Capabilities

|  |                                       |
|--|---------------------------------------|
| Max. cable length to lamp/LED module   | 2.0 m <sup>1)</sup>                   |
| Number of channels                     | 1                                     |
| Dimmable                               | Yes                                   |
| Dimming interface                      | DALI-2 / Touch DIM / Touch DIM Sensor |
| Dimming method                         | Amplitude Modulation                  |
| Dimming range                          | 1...100 %                             |
| Overload protection                    | Non-reversible                        |
| Overheating protection                 | Automatic reversible                  |
| Short-circuit protection               | Automatic reversible                  |
| Suitable for emergency lighting        | Yes                                   |
| Suitable for fixtures with prot. class | I                                     |
| Type of connection, input side         | Push terminal                         |
| Type of connection, output side        | Push terminal                         |
| Constant lumen function                | Programmable                          |
| No-load proof                          | Yes                                   |
| Programming interface                  | DALI, LEDset                          |

1) Output wires must be routed as close as possible to each other

### Programmable features

|                       |     |
|-----------------------|-----|
| DALI Settings         | Yes |
| DALI-2 Luminaire Data | Yes |

### Certificates & standards

|                           |   |
|---------------------------|---|
| Type of protection        | IP20  |
| Standards                 | Acc. to EN 61347-1 / Acc. to EN 61347-2-13 / Acc. to EN 55015 / Acc. to EN 61547 / Acc. to EN 61000-3-2 / Acc. to EN 62384 / Acc. to EN 62386 |
| Approval marks – approval | CE / EL / VDE-ENEC / VDE-EMC / EAC / CCC / RCM / BIS  |

### Logistical data

|                |             |
|----------------|-------------|
| Commodity code | 85044083900 |
|----------------|-------------|



### Ecodesign regulation information:

Intended for use with LED modules.

The forward voltage of the LED light source shall be within the defined operating window of the control gear in all operating conditions including dimming if applicable.

Separate control gear and light sources must be disposed of at certified disposal companies in accordance with Directive 2012/19/EU (WEEE) in the EU and with Waste Electrical and Electronic Equipment (WEEE) Regulations 2013 in the UK. For this purpose, collection points for recycling centres and take-back systems (CRSO) are available from retailers or private disposal companies, which accept separate control gear and light sources free of charge. In this way, raw materials are conserved and materials are recycled.

## Download Data

| File                   |            |   |
|------------------------|------------|---|
| Certificates           | PDF        | ▶ EATON(CEAG)-Conformity declaration AN00953 OTI DALI 35/220-240/700 LT2 L G2 |
| Certificates           | PDF        | ▶ INOTEC-Conformity declaration AN00953 OTI DALI 35/220-240/700 LT2 L G2      |
| Certificates           | PDF        | ▶ OT ENEC 40038447 270224   |
| Certificates           | PDF        | ▶ EATON(CEAG)-Conformity declaration AM06315_OTiDALI35_220-240_700_LT2_L_G2   |
| Certificates           | PDF        | ▶ INOTEC- Conformity declaration AM06315_OTiDALI35_220-240_700_LT2_L_G2       |
| CAD data 3-dim         | Compressed | ▶ OTI DALI LT2L G2 CAD3PDF 060220   |
| CAD data 2-dim         | Compressed | ▶ OTI DALI LT2L G2 CAD2PDF 060220   |
| CAD data               | Compressed | ▶ OTI DALI LT2L G2 IGS 060220   |
| CAD data               | Compressed | ▶ OTI DALI LT2L G2 STEP 060220  |
| Mandatory Publications | PDF        | ▶ OTi DALI LT2 L G2 UK DoC 4281083 01 240823                                  |
| Mandatory Publications | PDF        | ▶ OTI DALI LT2 L G2 CE 3634324 05 160523                                      |
| User instruction       | PDF        | ▶ UI OTI DALI LT2 L G2  |

## Logistical Data

| Product code  | Product description                 | Packaging unit<br>(Pieces/Unit)  | Dimensions (length<br>x width x height) | Volume               | Gross weight |
|---------------|-------------------------------------|----------------------------------|---|----------------------|--------------|
| 4052899551763 | OTi DALI 35/220-240/700<br>LT2 L G2 | Shipping carton box<br>20 Pieces | 385 x 160 x 100 mm                      | 6.16 dm <sup>3</sup> | 175.00 g     |

The mentioned product code describes the smallest quantity unit which can be ordered. One shipping unit can contain one or more single products. When placing an order, for the quantity please enter single or multiples of a shipping unit

## Data privacy

This OSRAM driver can be configured using the Tuner4TRONIC software. This requires registering on [www.myosram.com](http://www.myosram.com) and downloading the Tuner4TRONIC software from the Internet. The Tuner4TRONIC software enables users to access and view the operational data of a luminaire or driver via the corresponding programming interfaces. A password key (Config Lock) must be set up in the driver via the Tuner4TRONIC software in order to control which users can access and view operational data. Follow the instructions for password setup. To grant an external person or company rights to access or view operational data, you can assign password keys. In this case, however, you are responsible for ensuring that the third party concerned takes notice of the information described here.

However, OSRAM can read out operating data from devices for maintenance and service purposes even when a password key has been assigned. In individual cases, OSRAM will also use its access rights in order to optimize or improve driver hardware and driver functions. In accordance with data privacy principles, any user of operating data (luminaire manufacturers, third parties with access rights) must ensure that personal data (e.g. name, address, location IDs) are only merged with the prior written consent of the person (end user) concerned. The respective user of the operating data is responsible for providing evidence of consent.

## Disclaimer

Subject to change without notice. Errors and omission excepted. Always make sure to use the most recent release.